



## Micromechatronics Inc.

200 Innovation Blvd., Suite 155 ; State College, PA 16803-6602, USA  
Phone: (814) 861-5688 ; Fax: (814) 861-1418. www.mmech.com

### ZO-41 Ultrasonic Cutter



#### FEATURES

- Ultrasonic cutter using 40,000 ultrasonic vibrations per second with non-audible sound to assist in reducing the friction during the cutting process.
- The latest version of Honda Electronics Ultrasonic Cutter. The new ZO-41 includes the following improvements:
- All the enhancements of the ZO-40 plus:
- The AC adapter makes this unit plug-in and use worldwide.
- Continued compatibility with most blades across the full line of Ultrasonic Cutters.
- TAF circuit to enhance the cutting consistency especially with hard to cut materials.
- Locked "ON" activation switch - 10 minute operation.
- Switchable between NORMAL and HIGH Power for difficult to cut materials (5 minute operation).

#### APPLICATIONS

Ultrasonic cutting of plastics, rubber, foam cutting patterns, cardboard, leather etc. Used for light production cutting and trimming, model building, radio control vehicle fabrication, doll making, model sailboat construction, hobby and craft making.

Examples of material cutting capabilities (estimate)

Cardboard: less than 2mm

ABS: less than 3mm

PET: less than 3mm

PP and Acrylic: less than 3mm

For hard materials or continuous usage (greater than 10 min.) consider the USW335-Ti cutter.

Results may vary with the type of material. Please consult us in advance.

SPECIFICATIONS	
Oscillation frequency	40kHz
Maximum output	30W
Maximum power Consumption	40W
Power	Input: AC 100V-240V, 50/60Hz, 80VA Output: DC 12V, 3.5A
Dimensions (mm)	Transmitter: 173 x 89 x 76 (not including protrusion) Hand-Piece: D=32 x L=144 (excluding blade)
Temperature	5 °C ~ 45°C



## Micromechatronics Inc.

200 Innovation Blvd., Suite 155 ; State College, PA 16803-6602, USA  
 Phone: (814) 861-5688 ; Fax: (814) 861-1418. www.mmech.com

Circuit Protection	Over-temperature thermostat circuit Thermal shutdown if temperature is above 70°C Pressure switch if excessive force is exerted on blade.
Weight	Transmitter (body): Approx. 260g Hand-piece: About 700g (including output cord)
Power Cord	1.4m
Output Cord	1.6 cm (Straight cord)

### STANDARD ZO-41 PARTS

<b>Main Body</b> 	<b>AC Adapter</b> 	<b>Operating Manual</b> 
<b>Replacement Blades:</b>		
<b>Standard Blades: 40/case</b>		
<b>Case</b> 	<b>Standard Blade - Material: SK-2</b> 	
<b>Blade Fixing Screw</b> HB03 – Qty 3 M3.0 x 3, <b>Matl: SCM</b> 	<b>Blade Fixture</b> ZH04 – Qty 1 	<b>Allen Wrench (1)</b> 1.5mm, for M3.0 

### OPTIONAL PARTS FOR ZO-41

Article		Model Code	Units per case	Material	Description
Blades	Standard Blade	HA04	40 units	SK2 (carbon tool steel).	
	Ultra Hard Blade	HA07	1 unit	Tungsten Carbide	
	Square-shaped Blade	HA08	1 unit	SKH	



# Micromechatronics Inc.





200 Innovation Blvd., Suite 155 ; State College, PA 16803-6602, USA  
 Phone: (814) 861-5688 ; Fax: (814) 861-1418. www.mmech.com

Round-edge Blade	HA10	1 unit	SKH	
Blade – L Shaped	ZH03	1 unit		
Blade – 1 mm Tip	ZH05	1 unit		
Blade – 2mm Tip	ZH06	1 unit		
Blade – 1mm Welding Tip	ZH07	1 unit		
Blade– 2mm Welding Tip	ZH08	1 unit		
Blade – Round Edge	ZH09	1 unit		
Blade – 25mm Long	ZH10	1 unit		
Blade - Serrated	ZH11	1 unit		
Blade – Pointed Engraving	ZH12	1 unit		
Blade – Thin (0.15mm)	ZH14	1 unit		<p>Requires the Blade Clamp ZH15 to use</p>
Blade Clamp	ZH04	1 unit		



## Micromechatronics Inc.

200 Innovation Blvd., Suite 155 ; State College, PA 16803-6602, USA  
Phone: (814) 861-5688 ; Fax: (814) 861-1418. www.mmech.com

Blade Clamp – Used with ZH14	ZH15	1 unit	
Blade Clamp w/ screw and wrench	ZH04S	1 unit	
Screw for mounting blade	HB03	1 unit	
Allen wrench	RR02	1 unit	
Horn Maintenance Kit	SB01	1 unit	